


North East Regional Special Operations Unit Notification




NERSOU | *Protecting communities
from organised crime*
NORTH EAST REGIONAL SPECIAL OPERATIONS UNIT

How to report and block online accounts



To report a Facebook profile-

- Click on the  on the persons cover photo and select Find Support or Report Profile.
- Then select the option that best describes the account

To block a Facebook profile-

- Click  at the top right of Facebook and choose Settings.
- Click Blocking in the left side menu, select the person you want to block and click Block > Block [name].


To report a Instagram profile-

- Tap  (iOS) or  (Android) in the top right of the profile. Tap Report and follow the instructions.


To block a Instagram profile-

- Tap  (iOS) or  (Android) in the top right of the profile. Tap Block/Unblock

To report a Twitter profile-

- Select the overflow icon on the profile you want to report . Then select Report and select the type of issue you'd like to report.


To block a Twitter profile-

- Click the more icon on their profile page . Then select Block from the menu. Click Block to confirm.

To report spam emails on Gmail-

- On your computer, go to Gmail.
- Open the message, and click report spam near the top of the page 

To block an email address on Gmail-

- On your computer, go to Gmail and open the message. In the top right, click More 
- Click Block [sender].